

«Passive voice»

Основные обобщенные, прогнозируемые результаты изучения темы

В конце изучения темы каждый учащийся

знает:

- формы образования Present Simple Passive, Past Simple Passive, Future Simple Passive, Present Perfect Passive в повествовательных, отрицательных и вопросительных предложениях;

умеет:

- воспроизводить деятельностно-смысловые схемы в 4-х типах предложений (+)/(-), (?) / wh-(?);
- отличать предложения активного залога от пассивного;
- осуществлять переход из актива в пассив;
- восстанавливать правильный порядок слов в предложениях;
- выполнять задания на корректировку;
- осуществлять перевод предложений с английского на русский и с русского на английский.

Тренировочные упражнения разработаны **по уровням сложности**

I уровень – работа со схемами, упражнения на употребления правильной формы глагола V1/V2/V3, упражнения на определение и расстановку вспомогательных глаголов в пассиве.

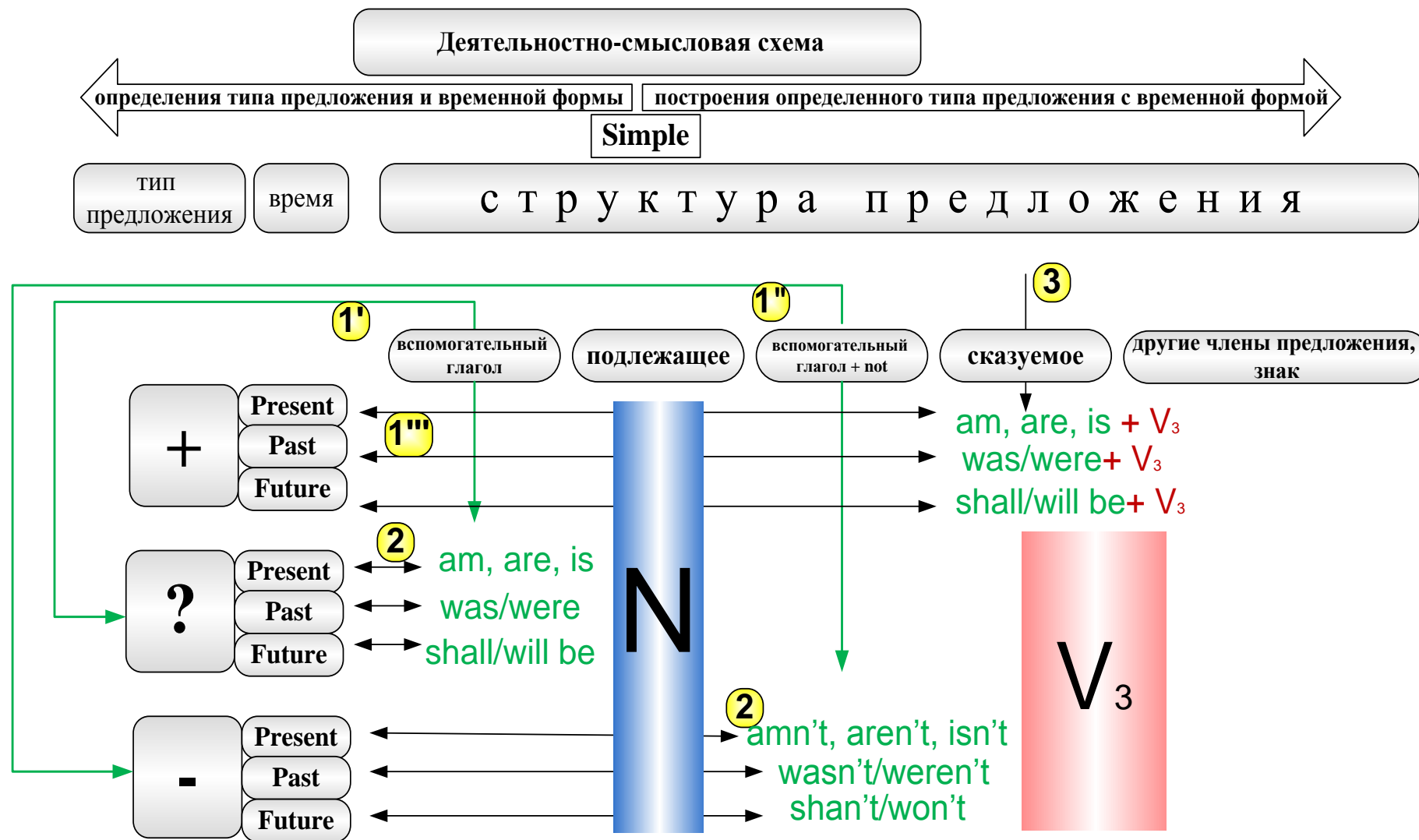
II уровень – упражнения на конструирование, дифференциацию (active/passive), корректировку и устранение ошибок.

III уровень – упражнения на перевод.

Количество уроков по плану: 6

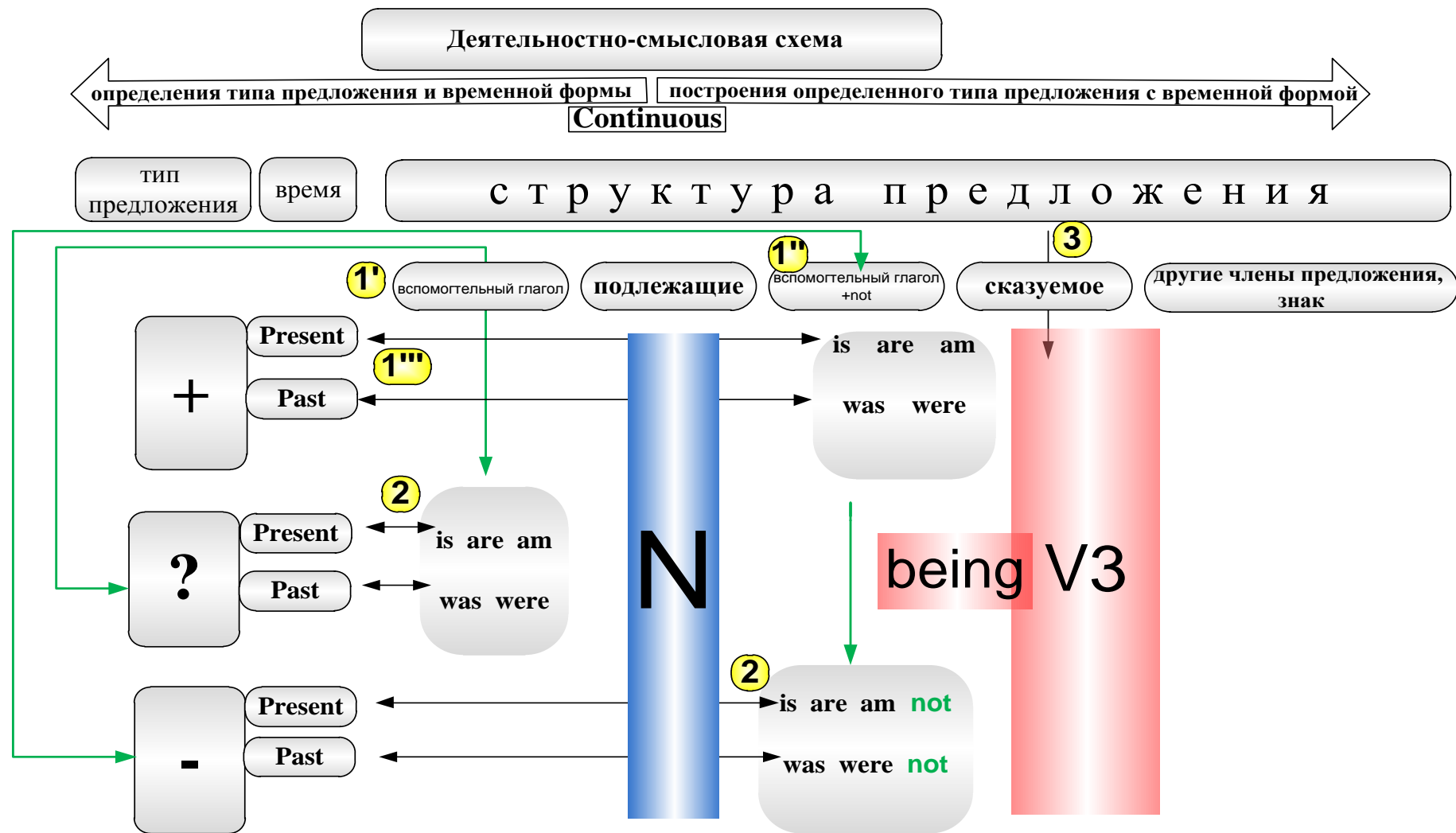
Количество срезовых работ - 6, итоговая работа – 1.

Деятельностно-смысловая схема конструкции предложения с использованием времени группы «Simple» в страдательном залоге¹

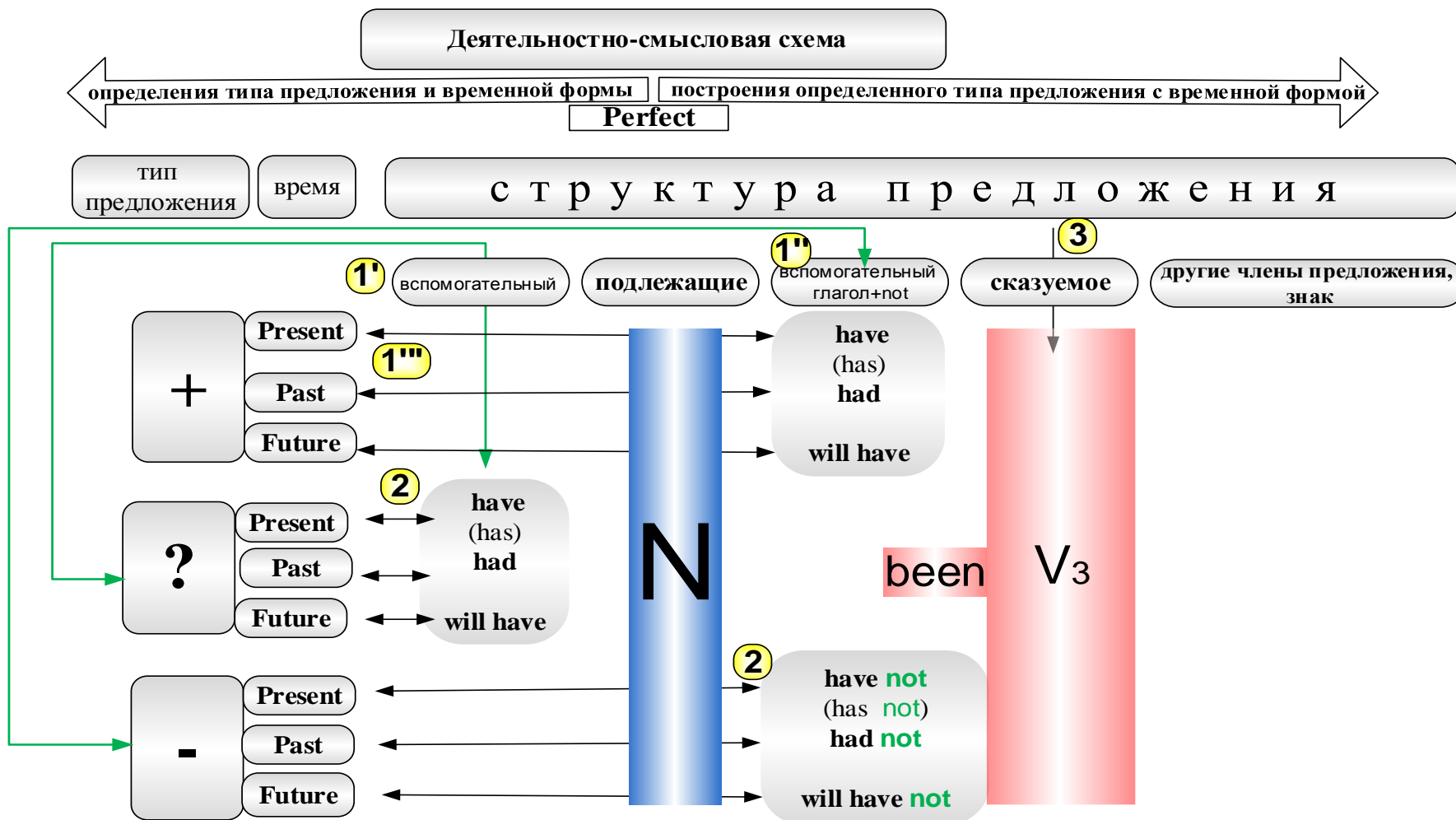


¹ Деятельностно-смысловые схемы разработаны Сиговой Е.Е., Сиговым Е.А.

Деятельностно-смысловая схема конструкции предложения с использованием времени группы «Continuous» в страдательном залоге



Деятельностно-смысловая схема конструкции предложения с использованием времени группы «Perfect» в страдательном залоге



Итоговая работа

Задания первого уровня

1.1 Прочитайте текст. Отделите актив от пассива. Разгруппируйте все виды пассива на четыре колонки: Present Simple, Past Simple, Future Simple, Present Perfect Passive.

Different fruits and vegetables are grown in many countries. They are rich in vitamins and make us healthy. We eat fruit for lunch or between meals. Vegetables are used for salads. I can cook salads myself. A lot of salads are cooked on special days. On my last birthday there were a lot of salads on the table. They were cooked by my mother. Two fruit salads were cooked by me. Next time I will be able to cook more dishes. I hope that healthy food will be admired by my guests. Everything that has been learnt by me in cookery will be turned into a good family tradition.

1.2 Постройте отрицания к пассивным структурам текста.

2.1. Раскройте скобки, выбрав нужную форму глагола «to be».

1. Travel tickets (are/ were) bought the whole year round.
2. A new sport section will (is/be) opened soon.
3. Good advice has just (be/been) given to me.
4. New bags (were/are) not bought for the last trip.
5. Special equipment has not (be/been) brought yet.
6. She will not (is/be) taught to swim today It is too cold.
7. The cat (has been/was) not cured at home. It (was/be) taken to the vet.
8. The room has not (be/been) prepared for operations yet.

2.2. Постройте следующие выражения во всех возможных формах пассивного залога:

- choose presents (sometimes)
- read newspapers (yesterday)
- write articles (soon)
- give marks (already)

3.1. Поставьте общие вопросы к данным предложениям. Задайте специальные вопросы к подчеркнутым словам в данных предложениях.

1. Fancy dress is usually bought for New Year parties.
2. A new school bag will be bought because the old one is too small.
3. A big raft was built for travelling along the river last week.
4. Some milk has already been mixed with vanilla in a good way.

Задания второго уровня

4.1. Выберите и подчеркните правильный вариант ответа из скобок:

1. She (told/was told) us something new.
2. Good marks (gave/were given) to the class.
3. The children (take/ are taken) care of their toys.
4. The children (take/ are taken) care of by their parents.
5. Was /will a new film (made/ be made) soon?
6. Do/ will these things (take/ be taken) with us for a trip?
7. The dog house (does/is) not (live/lived in).
8. The dog (lives/lived in) in a dog house.
9. Did/Have the questions (ask/ been asked) yet?
10. Has /does he (ask/ asked) all the questions?

4.2. Переведите данную фразу из актива в пассив

We write letters	Pr. S. P.
	Past S. P.
	F. S.P
	Pr Perf P.

Задания третьего уровня**5.1. Вставьте на свои места все недостающие элементы в предложениях:**

1. Sour cream made from milk. It made from butter.
2. Different jokes played by people on their friends.
3. A new play be shown on the stage of the theatre next season.
- 4 The key to the garage not been found yet.
5. The garage not closed yesterday.
6. this story be told to us?
7. Who this book written by?
8. Who the postcard sent for yesterday?

6.1. Найдите ошибки и исправьте их.

1. Presents are gave to people on special occasions.
2. Wild animals have not taken care of.
- 3 When dinner will be prepared?
4. Why hasn't the papers be signed yet?
5. When was the newspaper been delivered?
6. Was the gates closed by you?
7. What is cooked for today's dinner?
8. How often is the garden clean?

6.2. Переведите с русского на английский:

- книги читают
- письмо было написано
- цветы купят
- подарки упакуают?
- статья еще не опубликована
- что было найдено в саду?
- куда положили билет?

Срезовые работы

№	Задания первого уровня
1.	Воспроизведите единую схему на 4-е вида пассива (схема 2)

Урок I	<p>2. Прочитайте текст. Отделите актив от пассива. Разгруппируйте все виды пассива на 4 колонки: Present Simple, Past Simple, Future Simple, Present Perfect Passive.</p> <p style="text-align: center;">***</p> <p>I live in a 3 room flat. It is neither big nor small. It has been lived in for many years. It has been redecorated not once.</p> <p>We like new things and try to make our living place better. My room was redecorated a year ago. I know something will be changed in it soon. We like flowers which are grown in all three rooms. Besides, wonderful flowers are bought for us by our father. It makes us happy.</p> <p>3. Построить отрицание к пассивным структурам текста см. задание-2.</p>
Урок II	<p>1. Раскройте скобки, выбрав нужную форму глагола (to be)</p> <ul style="list-style-type: none"> • Home tasks (are/were) given every day. • The test (is/was) not written an hour ago. • Three apples have (be/been) eaten today. • The roads haven't (were/been) cleaned yet. • Coffee will (is/be) brought soon. • No guests (are/were) invited to the hotel. It was closed. • The sky is clearing. We will (be/been) warmed soon by the sun. • It was raining. The sun (was/is) covered with the clouds. <p>2. Постройте 4 вида пассива к данным фразам.</p> <ul style="list-style-type: none"> • Speak English (every day) • Receive a telegram (soon) • Sing a song (already) • Not/paint a house (yet) • Not/eat garlic (every day) • Not/learn the poem in a minute.
Урок III	<p>1. Воспроизвести одну из деятельностно-смысловых схем – (?) / wh– (?) постройте общие вопросы к данным предложениям. Постройте wh – (?) к подчеркнутым словам в этих предложениях.</p> <ul style="list-style-type: none"> • <u>Books</u> are brought to school by pupils. • The trees will be cut down <u>because</u> they are too old. • He is too naughty. He has been told off <u>by his mother</u>. • The car was washed <u>yesterday</u>.
Задания второго уровня	

<p>Урок IV</p>	<p>1. Выберите между активом или пассивом. Подчеркните верный ответ.</p> <ul style="list-style-type: none"> • A new film was (showed/shown) yesterday. • Yesterday I (was shown/showed) a new cassette to my brother. • The puppy (takes/is taken) care of. • The child doesn't /hasn't (feed/been fed) yet. • Mother did/has just (feed/fed) the child. • Did/was a new chair (make/made) last week? • Who was/did (make/made)a new chair for? • Tasty pies will (bake/be baked) soon. • Will/Does the working table (sit/be set) for dinner? <p>2. Переведите данную фразу из актива в пассив.</p> <p style="text-align: center;">Pr.S.P. Past S.P. F.S.P. Pr. Perf.P.</p> <p><u>I read books</u></p>
<p>Урок V</p>	<p>1. Расставьте по своим местам все недостающие элементы в предложениях.</p> <ul style="list-style-type: none"> • Butter made from sour cream. It made from yoghurt. • Some bread be made from flour tonight. • Flour never made from bread. • A new collection of jewels kept in a beautiful box. • A new necklace put round her neck on her wedding day. • A scarf put round her neck on that day? • The letter already been put in the envelope but it not sent yet.
	<p style="text-align: center;">Задания третьего уровня</p> <p>1. Найдите ошибки и исправьте их.</p> <ul style="list-style-type: none"> • Clothes are make from fabrics. • Insects not are fed by people. • The sick will be cured? • When the money was borrow? • Why hasn't the place be prepared? • When it all will be taken away? • Where have been the newspaper put? <p>2. Переведите с русского на английский.</p> <ul style="list-style-type: none"> • Вопросы задают • План обсудят • Бананы съедят • Песню уже спели • Хлеб принесут? • Сыр уже порезали? • Что было потеряно в саду? • Куда положили варежки?

Passive Structures.
Present Simple, Future Simple, Past Simple, Present Perfect Passive.

Прогнозируемые результаты урока.	Срезовая работа.
<p>В конце урока учащиеся знают:</p> <ul style="list-style-type: none"> • деятельностно-смысловые схемы на 4 вида пассива в (+) и (-) предложениях. • умеют визуально узнавать указанные виды пассива в текстовом материале. • умеют из (+) структур строить (-) структуры. 	<p>1. Воспроизвести единую деятельностно-смысловую схему №1,2 на указанные виды пассива в (+).</p> <p>2. Прочитать текст. Отделить актив от пассива. Разгруппировать все виды пассива на 4 колонки: Present Simple, Past Simple, Future Simple, Present Perfect Passive, найденные в тексте.</p> <p style="text-align: center;">***</p> <p>I live in a 3 room flat. It is neither big nor small. It has been redecorated not once. We like new things and try to make our living place better. My room was redecorated a year ago. I know something will be changed in it soon. We like flowers which are grown in all three rooms. Besides, wonderful flowers are bought for us by our father. It makes us happy.</p> <p>3. Построить отрицания к пассивным структурам текста.</p>

Тренировочные упражнения.

Упражнения первого уровня.

<p>Коллективно. Конструирование единой деятельностно-смысловой схемы на указанные виды пассива в (+)/(-) предложениях.</p> <p>В парах. Проговорить в группах/парах деятельностно-смысловую схему (схемы – 1/2).</p> <p>Самостоятельно. Изобразить деятельностно-смысловую схему (+) или (-) на выбор.</p>	
<p>Практические упражнения на отработку схем.</p>	
<p>Задание №1. Коллективно читаем/переводим. Look! Read! Remember! Translate! (первое предложение в каждой таблице коллективно, второе – В парах, третье – самостоятельно).</p>	
<p>Present Simple Passive.</p>	
(+)	(-)
<p>1. I <u>am called</u> Lizzy.</p> <p>2. He <u>is called</u> Jack.</p> <p>3. You <u>are called</u> Mary Brown.</p>	<p>1. I <u>am not called</u> Alice.</p> <p>2. He <u>is not called</u> Ted.</p> <p>3. You <u>are not called</u> Ann Brown.</p>
<p>Past Simple Passive.</p>	
(+)	(-)
<p>1. I <u>was taken</u> to the zoo last week.</p> <p>2. The dog <u>was taken</u> to the vet two days ago.</p> <p>3. The tourists <u>were taken</u> to the hotel by bus.</p>	<p>1. I <u>was not taken</u> to the zoo last week.</p> <p>2. The dog <u>was not taken</u> to the vet two days ago.</p> <p>3. The tourists <u>were not taken</u> to the hotel by bus.</p>

Future Simple Passive.

(+)	(-)
1. I <u>will be told</u> the news soon.	1. I <u>will not be told</u> the news soon.
2. He <u>will be told</u> the story next time.	2. He <u>will not be told</u> the story next time.
3. Folk tales <u>will be told</u> every time.	3. Folk tales <u>won't be told</u> every time.

Present Perfect Passive.

(+)	(-)
1. I <u>have already been brought</u> to school by car.	1. I <u>haven't been brought</u> to school by car.
2. Jack <u>has just been brought</u> to the kindergarten.	2. Jack <u>hasn't been brought</u> to the kindergarten yet.
3. The injured <u>have been brought</u> to hospital.	3. The injured <u>haven't been brought</u> to hospital yet.

Задание №2.

Прочитайте текст. Подчеркните в тексте все виды пассива. Назовите их.

Задание №3. Распределить все виды пассива по 4-м группам. Построить отрицания к каждой пассивной структуре.

(Первый абзац – **коллективно**, второй – **В парах**, третий- **самостоятельно**).

A lot of children are born in families every year. They are often taken to Kindergartens. Then they will be taught at schools. My cousin was sent to school a year ago.

The entrance exams were passed, successfully and she was praised by all our relatives. She is given four or five classes a day. She has been taught there for more than a year. New subjects will be introduced in her timetable next year. The results of her progress are usually shown on the Board of Fame in the classroom. A special letter is regularly written to her parents by a form teacher. Warm wishes and regards will be given to the students at the end of the year. Her class will be taken on a wonderful journey soon.

However not all the plans have been realized by my cousin yet. I hope she will be chosen in the group of leaders again. Once she will say: "My future has been built by me". We should remember that all the dreams have been put into life by those who have got cool minds and real goals.

Present Simple Passive.

(+)	(-)
• <u>are born</u>	• <u>aren't born</u>
• _____	• _____
• _____	• _____
• _____	• _____
• _____	• _____

Past Simple Passive.

(+)	(-)
• <u>was sent</u>	• <u>wasn't sent</u>
• _____	• _____
• _____	• _____
• _____	• _____
• _____	• _____

Future Simple Passive.

(+)	(-)
• <u>will be taught</u>	• <u>won't be taught</u>

<ul style="list-style-type: none"> • _____ • _____ • _____ • _____ 	<ul style="list-style-type: none"> • _____ • _____ • _____ • _____
Present Perfect Passive.	
(+)	(-)
<ul style="list-style-type: none"> • <u>has been taught</u> • _____ • _____ • _____ • _____ 	<ul style="list-style-type: none"> • <u>hasn't been taught</u> • _____ • _____ • _____ • _____

Урок №2.

Passive Structures.

Present Simple, Future Simple, Past Simple, Present Perfect Passive.

Прогнозируемые результаты урока.	Срезовые работы.
<p>Учащиеся в конце урока знают:</p> <ul style="list-style-type: none"> • об отличиях между активными и пассивными структурами. • умеют определить местоположение, временную форму, лицо и число глагола 'to be' в пассивных структурах. • умеют делать переход из актива в пассив на примере отдельных фраз. 	<p>1. Раскройте скобки.</p> <ul style="list-style-type: none"> • Home tasks (are/were) given every day. • The test (is/was) not written an hour ago. • Three apples have (be/been) eaten today. • The roads haven't (were/been) cleaned yet. • Coffee will (is/be) brought soon. • No guests (are/were) invited to the hotel. It was closed. • The sky is cleaning. We will (been/be) warmed soon. • It was raining. The sun (was/is) covered with the clouds. <p>2. Постройте следующие выражения во всех возможных формах пассивного залога:</p> <ul style="list-style-type: none"> • speak English at school • receive a telegram (soon) • put marks (yesterday) • sing a song (already) • not paint a house (yet) • not eat garlic (every day) • not learn the poem (in a minute)

Урок №2.

Упражнения первого уровня.

<p>Задание №1 Поставить глагол 'to be' в нужную форму в заданных видах пассива.</p> <p style="text-align: center;"><u>Present Simple.</u></p> <div style="display: flex; justify-content: space-around; align-items: center;"> <div style="text-align: center;"> <p>Active – V н.ф</p> </div> <div style="text-align: center;"> <p>Passive to be+V3 (am, is, are) МН.Ч.</p> </div> </div>

Коллективно

- read books
- send a letter
- learn poems
- write essays

books (to be) are read

В парах

- clean the room
- buy food
- cook meals
- slice bread

Самостоятельно

- fry fish
- boil water
- ask questions
- give answers

Past Simple.

Active – V н.ф.

Passive to be+V3
was/were

Коллективно

read books

books (to be) were read

- send a letter
- learn poems
- write essays

В парах

- clean the room
- buy food
- cook meals

Самостоятельно

- slice bread
- fry fish
- boil water
- ask questions
- give answers

Future Simple.

Active – V н.ф.

Passive will be+V3

Коллективно

read books

book will be read

- send a letter
- learn a letter
- write essays

В парах

- clean the room
- buy food
- cook meals
- slice bread

Самостоятельно

- fry fish
- boil water
- ask questions
- give answers

Present Perfect.

Active

Passive

obj+have/has been+V3

smn have/has V3 smth



been read

мн.ч.

books have

Коллективно

- read books
- sent a letter
- learnt poems

В парах

- cleaned the room
- bought food
- cooked meals
- sliced bread

Самостоятельно

- fried fish
- boiled water
- asked questions
- given answers

Задание №2.

Раскрыть скобки и поставить глагол 'to be' в нужную форму.

Коллективно

мн.ч.

1. Apples (to be) often eaten by children.
2. The book (to be) given to me yesterday.
3. The clock will (to be) repaired soon.

В парах

4. The letter has (to be) received.
5. New documents haven't (to be) signed yet.
6. Winter clothes (to be) usually put on when winter comes.

Самостоятельно

7. This magazine (to be) published a week ago.
8. The works will (to be) handed out in a minute.
9. The flat has (to be) cleaned twice since last Sunday.
10. The postcards haven't (to be) stamped yet.

Задание №3.

Найдите дополнения. Определите их число. Поставьте глагол 'to be' там, где необходимо.

Коллективно

мн.ч.

1. Countries visited by tourists every year.

2. Soap used to wash face and hands.

В парах

3. The seeds will planted next spring.

4. The towel hasn't ironed yet.

5. The form filled in by tourists during the trip.

Самостоятельно

The bill won't paid immediately.

6. The old picture has taken from the wall.

7. The passengers not carried by bus It was broken.

Урок №3.

Passive Structures.

Present Simple, Past Simple, Future Simple, Present Perfect Passive.

Прогнозируемые результаты урока.	Срезовые работы.
<p>В конце урока учащиеся знают:</p> <ul style="list-style-type: none">• деятельностно-смысловую схему – (?)\wh-?• умеют строить общие и специальные вопросы по типу (?) wh-?	<ol style="list-style-type: none">1. Воспроизведите одну из деятельностно-смысловых схем – (?)\wh-? на выбор.2. Постройте общие вопросы к данным предложениям. Постройте wh-? к подчеркнутым словам.<ul style="list-style-type: none">• <u>Books</u> are brought to school by pupils.• The car was washed <u>yesterday</u>.• The trees will be cut down because they are <u>too old</u>.• He is too naughty. He has been told off <u>by his mother</u>.

Тренировочные упражнения.

Упражнения первого уровня.

Введение.

1. Коллективно.

- Конструирование единой деятельностно-смысловой схемы на 4 вида пассива в (?)/wh-?

2. В парах.

- Обсудить, проговаривая в группах/парах данные схемы.

3. Самостоятельно.

- Изобразить одну из деятельностно-смысловых (?)/wh-? на выбор.

Задание №1.

- Разобрать представленные модели и сопоставить их со схемами (?)/wh-?.

Look! Read! Remember! Transform!

Models.

Коллективно

Pr.S.P. – 1. I am called Lizzy.

В парах

Past S.P. – 2. He was called Jack 10 years ago.

Самостоятельно

F.S.P. – 3. She will be called Mary Brown soon.

Pr.Perf.P. – 4. You have been called the best player of this season.

Models.

(?)	wh – (?)
1. Am I called Lizzy?	1. Why am I called Lizzy?

2. Was he called Jack 10 years ago?
3. Will she be called Mary Brown soon?
4. Have you been called the best player of the season?

2. When was he called Jack?
3. How will she be called soon?
4. How long have you been called the best player of the season?

Задание №8.

A. Заполните пропуски в предложениях вспомогательными глаголами: am, is, are/was, were/ will/have/has.

Коллективно

1. ... the news discussed every day?
2. ... a jar of honey bought 2 days ago?
3. ... her image be changed soon?

В парах

4. ... the dishes been taken out of the cupboard?
5. ... a new report been made yet?
6. ... this newspaper delivered twice a week?

Самостоятельно

7. ... the documents really lost?
8. ... I taken to school by car from time to time?
9. ... the TV set been turned off?
10. ... the criminals been put into prison?

B. Подберите подходящий по смыслу Wh к вопросам: when/where/why/how/how many/how often/who....by/how long/since what time.

Коллективно

1. ... was the gym hall equipped?
2. ... were the car keys left?
3. ... am I taught music not painting?

В парах

4. ... have guests been invited?
5. ... have nuts been cracked?
6. ... has the jar been opened?

Самостоятельно

7. ... will your quarrel be stopped?
8. ... will the child be cured by?
9. ... has she been called the best pupil?
10. ... have they been kept as prisoners?
11. ... will this awful spot be cleaned?

C. Заполните пропуски в предложениях –wh-? нужной формой глагола 'to be'.

Коллективно

1. What vegetables ... usually put into salads?
2. How many fruit have ... put into this salad?

В парах

3. When ... the child put into the bed?
4. When will the match ... played?
5. Whose luggage hasn't ... lifted yet?

Самостоятельно

6. Which parcels ... not sent in the morning?
7. Whose surnames won't ...included in the list?
8. Why ... the papers never signed on time?

D. Постройте общие и специальные вопросы к данным предложениям. Задайте wh-(?) к подчеркнутым словам.

Коллективно

1. The timetable will be changed soon.

2. The names of rare species are put in the Red Book.

В парах

3. People were given help after the disaster.

4. The weather forecast has been just listened to.

Самостоятельно

5. The house hasn't been lived in for a long time.

6. The garden won't be watered because of rainy weather.

(?)	wh-?
1.	1.
2.	2.
3.	3.
4.	4.
5.	5.

Урок №4

Passive Structures.

Present Simple, Past Simple, Future Simple, Present Perfect Passive.

Прогнозируемые результаты урока	Срезовые работы
<p>В конце урока учащиеся знают: как выбрать нужную форму глагола в пассиве/активе.</p> <p>В конце урока учащиеся умеют переводить активные структуры в пассивные.</p>	<p>1. Выберите и подчеркните правильный вариант ответа из скобок.</p> <ol style="list-style-type: none"> 1. A new film (showed/was shown) yesterday. 2. Yesterday I (was shown/showed) a new cassette to my brother. 3. The dog (takes/is taken) care of the puppy. 4. The puppy (takes/ is taken) care of. 5. The child doesn't/hasn't (feed/been fed) yet. 6. Mother did/has just (feed/fed) the child. 7. Did/was a new chair (make/made) last week? 8. Who was/did (make/made) a new chair for? 9. Tasty pies will (bake/ be baked) soon. 10. Will / Does the working table (sit/ be set) for dinner? <p>2. Переведите данную фразу из актива в пассив.</p> <p>I read books: Pr S.P Past S.P Future S.P Pr Perf.P</p>

Тренировочные упражнения.

I. Задание №1. Заполните 2 и 3 колонки нужной формой глагола (V2/V3). В колонке 4 напишите их перевод.

Самостоятельно

V1

V2

V3

V-4

Bake

Baked

Baked

Выпекать

Boil

Bring

Burn

Buy

Celebrate

Check

Clean

Cure

Cut (down/in)

Decorate

Drink

Eat

Feed

Gather

Give

Grow

Keep

Learn

Leave

Loose

Keep

Make

Prefer

Read

See

Set

Sit

Show

Send

Sing

Speak

Sweep

Take

Tell

Think

Wash

Water

Write

II. Задание №2. Переведите активные структуры в пассивные, используя ранее изученные схемы.

I-activeII-Pr.S. PassiveIII-Past SimplePassive**Коллективно**I takeI am takenI was taken

He asks

Полусамостоятельно

She answers

You tell

Самостоятельно

We send

It grows

active

IV Future Simple Passive

V Present Perfect

Passive

Коллективно

I help

I will be helped

I have been helped

He cures

Полусамостоятельно

She calls

You remember

Самостоятельно

We correct

It gives

- Перевести данные фразы на русский.
- Построить отрицания
- Построить общие вопросы
- Построить специальные вопросы (Why/when/where/How soon)

III. Задание №3 Выберите между активом или пассивом. Отметьте правильный вариант.
(+)/(-)

Коллективно

1. I (speak/am spoken) 2 languages.
2. English and Russian (speak/are spoken) by me.
3. Suddenly the door (shut/was shut)

В парах

4. The curtain (shut/was shut) by the door.
5. The film won't (be shown/show) on TV.
6. The actors (showed/were shown) a play.

Самостоятельно

7. The bus (brought/was brought) passengers to the stop.
8. Passengers (brought/have been brought) to the bus stop.
9. A cow will not (give/be given) milk.
10. Milk will (give/be given) to the children.

(?)/wh-(?)

Коллективно

1. Do/Are these lessons (give/given) on Mondays?
2. What (did/was) you (cook/cooked) yesterday.
3. Does/Is the chalk (take/taken) by pupils?

В парах

4. Was/Did he (put/put) the soap on the shelf?
5. Who did/was (ask/asked) the question in the lesson?
6. What has/did (put/been put) in the fridge?

Самостоятельно

7. Will/Are you (celebrate/celebrated) this event?
8. When (will/does) your wedding anniversary (celebrates/ be celebrated) next time?

Урок №5

Passive Structures.

Present Simple, Future Simple, Past Simple, Present Perfect Passive.

Прогнозируемые результаты урока	Срезовые работы
Учащиеся в конце урока знают:	1. Расставьте по своим местам все

<p>Все конструктивные схемы на построение пассивных структур в 4-х временах.</p> <p style="text-align: center;"><u>Умеют:</u></p> <ul style="list-style-type: none"> • Оперировать 4-мя схемами: (+)/(-)/(?)/wh-?/ • Раскрывать скобки, употребляя все виды глаголов в нужной форме • Расставлять все элементы, из которых состоит предложение в правильной последовательности. 	<p>недостающие элементы в данных предложениях.</p> <ol style="list-style-type: none"> 1. Butter made from sour cream. It made from yoghurt. 2. Some bread be made from flour tonight. 3. Flour never made from bread. 4. A new collection of jewels kept in a beautiful box. 5. A new necklace put round her neck on her wedding day. 6. A scarf put round her neck on that day? 7. The envelope just brought. 8. The letter already been put in the envelope but it not sent yet.
--	--

Тренировочные упражнения

Упражнения второго уровня

I. Задание №1 Объяснить постановку всех элементов данных предложениях согласно ранее изученным схемам (+)/(-)/(?) (Wh-?).

e.g.:

Коллективно

1. Houses are built in all cities/towns.
2. A new house was built in our street three years ago.

В парах

3. How many houses have been built in your district for the last 10 years?
4. Will something new be built in your school sports ground?

Самостоятельно

5. Some attractions will never be built in our yard.
6. What hasn't been built in your yard since spring?

II. Задание №2. Раскройте скобки в предложениях. Выберите нужную форму пассива.

Коллективно

1. Travel tickets (buy) the whole year round.
2. How many tickets (buy) by your family yesterday?
3. The tickets (give) to the children in a minute or two?

В парах

4. How soon our tickets (bring)?
5. Who (take) with you on a journey next time?
6. Some of them not (take) on a journey next time?

Самостоятельно

7. The ticket (buy) for your dog for the last journey?
8. Who (buy) these tickets?
9. What not (do) yet?
10. How many places (visit) by you since the beginning of your travel?

III. Задание №3 Расставьте правильный порядок слов в предложениях.

Коллективно

1. Instructions written are in the rules.
2. Are the rules by specialists explained.
3. Questions asked by everyone are?

В парах

4. Not invited to the theatre we were last week.
5. Beforehand the seats reserved were?
6. Hasn't yet been the stew cooked.
7. Everything already been has prepared for the party.

Самостоятельно

8. The cloth ironed has been for the kitchen table yet?
9. Will water boiled for tea be.
10. When potatoes be peeled for soup will?
11. Never the puppy be taken from will the dog.

**Урок №6
Passive Structures.**

Present Simple, Past Simple, Future Simple, Present Perfect Passive.

Прогнозируемые результаты урока	Срезовые работы
<ul style="list-style-type: none"> • В конце урока учащиеся умеют самостоятельно делать перевод с а/р; с р/а • Видеть и устранять ошибки в предложениях. 	<ol style="list-style-type: none"> 1. Найдите ошибки и исправьте их. <ul style="list-style-type: none"> • Clothes are make from fabrics. • Insects not fed are by people. • The news was given on the radio. • The sick will be cured? • When was the money borrow? • Why hasn't the place be prepared? • When it all will be taken away? • Where has been the newspaper put? 2. Переведите с русского на английский. <ul style="list-style-type: none"> • Вопросы задают • план обсудят • бананы съедят • песню уже спели • хлеб принесут? • сыр уже нарезали? • Что было потеряно в саду? • Куда положили варежки?

Тренировочные упражнения

Упражнения третьего уровня

Задание №1 Найдите ошибки в предложениях. Исправьте их. Переведите данные предложения с английского на русский.

Коллективно

1. All things is usually put to the right place
2. Different magazines are publish for children and adults.
3. How is sparkling water make?
4. Where jewels are kept?
5. He is not a pupil. He is given marks.

В парах

6. The linen was iron in the morning.
7. New socks were knitted not by my granny.
8. The hair was styled in the evening?

9. Whom was the furniture polish by?
10. The buttons of the jacket not will be changed.

Самостоятельно

11. Will the roof is painted?
12. Where the purse will be put?
13. The car engine have already been changed.
14. The hook hasn't fixed to the wall.
15. Have be the tie been knotted?

Задание №2 Перевести предложения с русского на английский, используя опоры.

Коллективно

	(-/the)	(-/not)	(V/V3)
1. Таблетки принимают	pills	am	take
2. Деньги тратят	money	are	spend
3. Яблоки порезали, как 5 минут	apples	was	cut
4. Блины испекут	pancakes	were	bake

В парах

5. Хлеб еще не куплен	bread	have been	buy
6. Полы помыли?	floor	has been	wash
7. Когда выпили чай?	tea	will be	drink
8. Зуб вылечат скоро?	tooth		cure

Самостоятельно

9. Книга уже написана?	book		write
10. Его не пригласили на последнюю вечеринку	he		invite
11. Почему обои не поменяют?	wall paper		change
12. Кольцо уже найдено?	ring		find

Задание №3. Найдите соответствия между предложениями в левой и правой колонках.

Самостоятельно

I	II
1. Лес используют в строительстве домов.	a) When was the order given?
2. Костер разожгли в лесу.	b) Have the tasks been done?
3. Пожар потушат.	c) Are vegetables canned in autumn?
4. Пассажиры еще не привезли.	d) Timber is used in building houses.
5. Фильм уже обсудили.	e) When is the harvest planted?
6. Грибы не собирают зимой.	f) The fire will be put out.
7. Овощи консервируют осенью?	g) The passengers haven't been brought yet.
8. Когда высаживают урожай?	h) Mushrooms are not gathered in winter.
9. Задания уже выполнены?	i) The fire was made in the forest.
10. Когда был отдан приказ?	j) The film has already been discussed.

Задание №4 Переведите с английского на русский

Коллективно

- Bread is baked
- Water was boiled

В парах

- The event will be discussed
- The experiment hasn't been carried out
- The ceiling has already been cleaned.

Самостоятельно

- Are winners praised?
- Have the medals been given?
- Why wasn't he asked?

Задание №5 Переведите с русского на английский.

Коллективно

- Оценки выставляют
- Работа была сделана
- Книги проиллюстрируют

В парах

- Документы уже напечатали
- Историю уже прочли?

Самостоятельно

- Когда деньги заплатят?
- Что было найдено в саду?
- Где используют бумагу?